



MRS Continuous Professional Development Programme

Handbook

updated May 2019

The Market Research Society (MRS) is the UK professional body for research, insight and analytics. We recognise 5,000 individual members and over 500 accredited Company Partners in over 50 countries who are committed to delivering outstanding insight. As the regulator, we promote the highest professional standards throughout the sector via the MRS Code of Conduct.

MRS Continuous Professional Development (CPD) Handbook
Updated May 2019
© The Market Research Society 2019

The Market Research Society
The Old Trading House
15 Northburgh Street
London EC1V 0JR

Telephone: +44 (0)20 7566 1820
Fax: +44 (0)20 7490 0608
Email: cpd@mrs.org.uk
Website: www.mrs.org.uk

Company Limited by guarantee. Registered in England No 518686. Registered office as above.

Contents

1. MRS CPD	5
2. MRS MEMBERSHIP STRUCTURE	5
3. FAQs	6
Background to MRS CPD	6
Q1. Why does MRS offer a Continuous Professional Development (CPD) Programme?	6
Who can participate in CPD and what are the benefits?.....	6
Q2. Who is required to sign up to the CPD programme?	6
Q3. I am a non-member can I sign up to the CPD Programme?	6
Q4. I am an employee of an Accredited Company Partner can I enroll on to the CPD Programme and how will I benefit?	6
Q5. How can CPD benefit me?	6
Q6. I am already a 'Certified' Member' can I still enrol on to the CPD Programme and if so how will I benefit?	6
Q7. I am a Company Partner employee, can I use CPD as a route MRS Certified Membership?	7
Q8. Once I achieve 'Certified' Membership do I need to continue with CPD to retain my membership grade?	7
CPD requirements.....	7
Q9. What are the annual CPD requirements?	7
Q10. How was the figure of 21 hours CPD decided?	7
Q11. What are the Benchmark Standards?	8
Q12. Am I able to carry over CPD hours from one year to another?	8
Q13. What is meant by formal and informal CPD?	8
Q14. Within the 21 hours what is the split between formal hours and informal hours?	8
Q15. How do I know how many hours are attributed to a learning activity?	9
Q16. What is a Personal Development Plan (PDP)?	9
Q17. How do I develop my Personal Development Plan (PDP)?	9
Q18. Do I need to cover all of the MRS Benchmark Standards in order to achieve Certified Membership?	9
What learning does MRS CPD recognise?	9
Q19. How many hours is a professional development activity allocated?	9
Q20. Does MRS recognise training provided by my employer?	9
Q21. Does MRS Recognise 3 rd Party provision?	10
Q22. Does MRS Recognise prior achieved learning?	10
Q23. Does attendance at MRS Regional events count towards my CPD?	10
CPD admin	10
Q24. How do I register for CPD, and can I register at any time?	10
Q25. Does MRS provide an online tool for my CPD?	10
Q26. Do I have to use the online tool?	10
Q27. Does the online tool show how many hours I need to do to complete my CPD?	10
Q28. Does the online tool automatically record my attendance at MRS events?	10
Q29. How long will it take?	11
Q30. What happens if I don't complete 21 hours in a year?	11
Q31. Do I have to pay?	11
Q32. How does MRS verify CPD hours claimed?	11
Q33. Who will have access to my CPD data/record?	11
Q34. What will I receive upon completion of my CPD?	11
Q35. What happens with my CPD enrollment if I am no longer a member of MRS of a Company Partner employee?	11
4. ALLOCATED HOURS FOR CPD	12
5. CERTIFIED MEMBERSHIP ROUTES TO ENTRY - MRS CPD REQUIREMENTS.....	16

6. HOW TO USE THE MRS CPD SYSTEM.....	17
Logging in.....	17
The Dashboard.....	19
Create your Personal Development Plan (PDP).....	20
View your PDP	21
Adding a new PDP Objective.....	22
Linking Your PDP to the MRS Benchmark Standards and/or Professional Development Framework.	23
Associate PDP to Benchmark Standards	24
Option to Associate PDP to Professional Development Framework.....	25
Achieving your PDP objectives.....	26
How to add an Activity	27
Progress Reports	34
7. MODERATION.....	35
8. ENQUIRIES	35
9. MALPRACTICE	35
Identifying Malpractice.....	35
Dealing with malpractice	35
Completing investigations into malpractice	36
10. APPEAL PROCEDURE	37
Participants considering an appeal	37
Submitting an appeal.....	37
Appeal procedure.....	37

1. MRS CPD

The MRS Continuous Professional Development (CPD) programme offers you as an MRS member or Company Partner employee (signed up to [Access](#) or [&more](#)) a framework to take control of your professional development planning; enabling you to plan your future career needs, to maximise the benefit of your MRS membership and to offer you the opportunity to gain recognition for your career progression by upgrading your membership to MRS Certified Member Status.

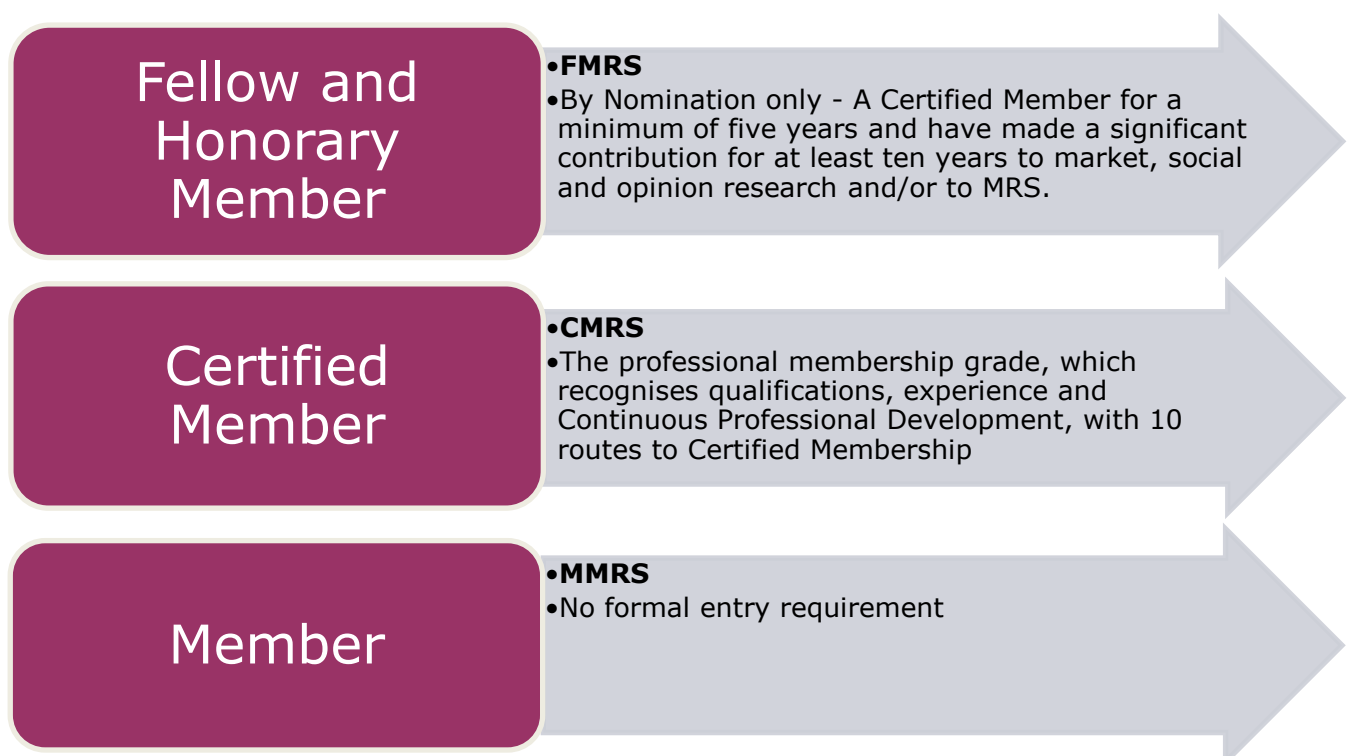
For those already at Certified Membership grade or not wishing to upgrade, you can use the programme as a career and development passport, recording your professional development activities and planning your future needs.

Our CPD programme enables you to show others that you're professional, highly skilled and compliant in the world of research, insight, analytics and marketing sciences.

MRS CPD:

- was launched in April 2014, in line with the new MRS Membership Grading Structure
- enables members more access routes to up-grade to MRS Certified Member Status and gain recognition for their professional development and experience
- is non-compulsory
- requires participants to complete a minimum of 21 hours CPD per 12 month period for it to be recognised towards becoming a Certified Member
- involves a process of identifying needs, carrying out activities, recording time spent and reflecting on the outcomes
- can include both 'formal' and 'informal' activities
- recognises non-MRS provision
- is administered via an online planning and recording tool

2. MRS Membership Structure



3. FAQs

Background to MRS CPD

Q1. Why does MRS offer a Continuous Professional Development (CPD) Programme?

MRS offers a CPD programme for the following reasons:

- To provide positive differentiation from practitioners outside MRS
- To improve the overall quality and skills of practitioners in the sector
- To provide a framework for measurement of skills, training and knowledge
- To expand the entry route to MRS Certified Member status
- To provide members and Company Partner employees with a tool for recording and tracking their learning and development as they progress through their careers.
- To provide members and Company Partners with a professional development tool to assist managing professional development within their organisation e.g. developing competency standards, identifying training needs, logging individuals' learning and achievements, assisting with appraisals, etc.

Who can participate in CPD and what are the benefits?

Q2. Who is required to sign up to the CPD programme?

CPD is non-compulsory, but available to all MRS members and Company partner employees who are signed up to [Access](#) or [&more](#) who wish to participate.

Q3. I am a non-member can I sign up to the CPD Programme?

CPD is an individual MRS Membership and Company Partner employee benefit.

Q4. I am an employee of an Accredited Company Partner can I enroll on to the CPD Programme and how will I benefit?

If you are an employee of an Accredited Company Partner, signed up to [Access](#) or [&more](#) you can enrol onto the CPD Programme. All Company Partner participants can use the programme to log their professional development, plan their future learning needs and structure their career development.

Q5. How can CPD benefit me?

CPD can:

- accelerate your career and professional development
- enable you to achieve MRS 'Certified' Membership – The recognised Professional Membership grade for experienced research, insight, marketing sciences and analytics professionals.
- strengthen your professional credibility with current and future employers
- assist you in structuring your learning needs, professional development and career planning
- provide a permanent 'passport' of professional development you have undertaken, assisting you in maintaining CVs, completing annual activities such as appraisals, etc.
- improve your confidence
- increase your job satisfaction

Q6. I am already a 'Certified' Member' can I still enroll on to the CPD Programme and if so how will I benefit?

All members can access the CPD programme, irrespective of their grade. The CPD programme is a pathway for enabling members to upgrade their membership. However, its application is much wider than this; for example any members wishing to log their professional development, plan their future learning needs, structure their career development, the MRS CPD programme is an invaluable tool.

Q7. I am a Company Partner employee, can I use CPD as a route MRS Certified Membership?

If you are a Company Partner employee enrolled onto CPD and wish to use CPD to contribute towards becoming a Certified Member you will need to complete a minimum of 21 hours in a 12 month period. You will need to ensure that all the mandatory benchmark standards are covered by the learning you undertake, in addition to meeting the required number of CPD hours for upgrading your membership.

Please refer to [Section 5](#) for the *Routes to Entry* to find out how much CPD you need to complete to be eligible to become a Certified Member.

Company Partner employees eligible to become a Certified Member, will need to complete a membership form and pay the membership fee.

Q8. Once I achieve 'Certified' Membership do I need to continue with CPD to retain my membership grade?

The MRS CPD programme is not mandatory. Neither current MRS Certified Members nor those that achieve Certified Member status, via one of the CPD upgrade pathways, need to continue with CPD. However, we would recommend that members use the system for its benefits supporting professional development, career planning and as part of life-long learning.

CPD requirements

Q9. What are the annual CPD requirements?

MRS members wishing to use CPD to contribute towards upgrading their membership will need to complete a minimum of 21 hours (14 of these must be formal hours, the remaining 7 may be composed of either formal or informal hours) in a 12 month period.

Members wishing to upgrade to Certified grade must complete between 1 and 4 years CPD depending on existing qualifications, please refer to section 5 for Routes to Entry.

MRS members that wish to use CPD for other purposes – e.g. as a formal log of their learning – there is no minimum or maximum limit. The 21 hours is MRS's recommended annual minimum CPD in order to stay fully up-to-date as a professional; in practice, many members may exceed this figure in order to achieve their development plan.

Q10. How was the figure of 21 hours CPD decided?

In line with other professional bodies MRS believes it is important to set a minimum number of hours of CPD per year as a benchmark for gaining Certified Membership. Eligibility for MRS Certified Membership and the use of the designation 'CMRS' is not simply an indicator of hours completed. It is an indication to the profession and the wider sector that a Certified Member adheres to the MRS Code of Conduct and other Ethical guidelines, meets the MRS 12 Benchmark Standards of membership, and has demonstrated their professional knowledge, understanding and experience. The requirement for 21 hours plus is in line with the requirements of other professional bodies.

Q11. What are the Benchmark Standards?

MRS Benchmark Standards provide a standard which individuals can be measured against for eligibility for Certified Membership of MRS.

The Benchmark Standards demonstrate what being an MRS Certified Member means in terms of the competency of practitioners, and the knowledge, skills and attitudes expected at this level. Some of the standards have more weight than others, although all of the standards are important.

In order to become a Certified Member, within the 21 hours you will need to demonstrate a minimum of 1 hour (formal or informal) of CPD against each of the mandatory standards – 1, 2 or 3, 7, 8, 9 & 10.

STANDARD 1: Ethical and legal considerations governing the conduct of MRS members
STANDARD 2: Research within its broad political/economic social/ technological context
STANDARD 3: The role of research in decision making within an organisation
STANDARD 4: Client and supply relationships in research
STANDARD 5: Project management (including planning and the use of resources)
STANDARD 6: Oral and/or written communication skills
STANDARD 7: Awareness and evaluation of research methodologies
STANDARD 8: Conducting all or part of a research project
STANDARD 9: A nominated specialist area in research
STANDARD 10: Quality control and assessment in research
STANDARD 11: Commitment to your own personal and professional development
STANDARD 12: Commitment to the development of others and or the profession

Q12. Am I able to carry over CPD hours from one year to another?

MRS CPD is not an accumulative programme, you are not able to over invest in one year and under invest in another.

Q13. What is meant by formal and informal CPD?

Formal CPD is the undertaking of any formal learning activity designed to meet a specific learning outcome within a Personal Development Plan (PDP). An example of this would be attending a one day training course to understand Statistical Methods.

Formal Learning includes, but is not restricted to:

- attending a training course, seminar, workshop or conference
- studying for an examination
- writing an article, journal or book
- speaking or contributing to *seminars, conferences, training courses*

This would include any form of delivery e.g. online, face to face, etc.

Informal CPD is any informal activity an individual considers has met a learning outcome within their PDP. This might include reading a publication e.g. *Impact Magazine* or the *International Journal of Market Research* that includes an article on a topic for which they have a development need.

Q14. Within the 21 hours what is the split between formal hours and informal hours?

14 hours of CPD must be formal and 7 may be informal.

Q15. How do I know how many hours are attributed to a learning activity?

The MRS CPD system allows you to allocate CPD hours for all MRS provision (both formal and informal) plus any provision that has either been accredited or formally recognised by MRS. The MRS CPD Handbook provides guidance as to likely learning hours and provide clarification regarding whether other provision meets MRS requirements, is informal or formal, and the allocated CPD hours. You can also contact the MRS CPD Advisory Service cpd@mrs.org.uk for advice.

Q16. What is a Personal Development Plan (PDP)?

A Personal Development Plan is a process of:

- reflecting on achievement
- learning to capitalise on strengths
- identifying and addressing areas for development
- setting goals
- identifying skills
- recording reflection

Q17. How do I develop my Personal Development Plan (PDP)?

MRS will give you access to an on-line Professional Development Framework Tool which will help you determine your professional development needs against the MRS Benchmark Standards. This will form your Professional Development Plan, and the on-line tool will help you plan how you can best meet your needs, create an action plan/list and evaluate how successful your activities have been in meeting your needs.

Q18. Do I need to cover all of the MRS Benchmark Standards in order to achieve Certified Membership?

For your CPD to meet the criteria for being recognised for upgrading to Certified Member status, in addition to meeting the 21 hours, it must also clearly match to the seven mandatory MRS Benchmark Standards (see question 10 for more detail of these standards). You will need to ensure that all the mandatory benchmark standards are covered by the learning you undertake, in addition to meeting the required number of CPD hours for upgrading your membership. The number of CPD hours required will depend on which route to Certified Membership is applicable to you. Each route is based on pre-existing qualifications and experience.

Participants using the CPD system for other purposes – such as professional development planning tool – there is no requirement to meet any specific benchmark standards. However, these standards should help you in planning your professional development needs, in line with membership requirements.

What learning does MRS CPD recognise?**Q19. How many hours is a professional development activity allocated?**

Please refer to Section 4 - Allocated Hours for CPD.

Q20. Does MRS recognise training provided by my employer?

MRS has an accreditation programme for employer provision, granting the status – 'MRS Accredited Training Provider' – for those organisations where training meets MRS requirements. In such cases the employer training provision will automatically be recognised for CPD purposes.

Q21. Does MRS Recognise 3rd Party provision?

Yes. MRS has adopted a very broad brush approach to its CPD programme. If external approved third party provision is relevant to one of the 12 Benchmark Standards and the MRS Professional Development Framework, it will receive recognition within the MRS CPD programme. Approved third party provision will be easily recognisable as it will display the MRS badge denoting the number of hours e.g.



MRS will also recognise provision relevant to the Benchmark Standards from The CPD Certification Service www.cpduk.co.uk. The CPD Certification Service provides an independent accreditation service compatible with global CPD principles.

Q22. Does MRS Recognise prior achieved learning?

Yes. MRS will accept any relevant recognised formal CPD achieved up to 3 months prior to registration on the MRS CPD Programme. Prior recognition is only recognised as part of your Year 1 CPD. Please make the CPD Advisory Team member aware that you wish to have recognised prior achieved learning at your point of CPD registration.

Q23. Does attendance at MRS Regional events count towards my CPD?

Yes, providing the content of a regional event meets identified learning need(s). For example if you attend a speaker night on a research related topic. However social or networking events, quiz nights and so on would not be recognised for MRS CPD purposes.

CPD admin**Q24. How do I register for CPD, and can I register at any time?**

email [MRS CPD Advisory Service](mailto:mrs.cpd.advisory@marketresearch.org) to register your interest in CPD. MRS will then set you up a CPD account and email details of how to access your account.

Q25. Does MRS provide an online tool for my CPD?

Yes, MRS provides a free, easy to use online tool which you may use to plan and record your hours-based CPD, please refer to Section 6.

Q26. Do I have to use the online tool?

Yes, in order to ensure that the MRS CPD programme is cost effective, administratively efficient and accessible to all members, including those overseas, it is an online based solution.

Q27. Does the online tool show how many hours I need to do to complete my CPD?

Yes, the online tool will show how many hours you have completed and if you are wishing to become a Certified Member it will show you how many hours you still need to complete.

Q28. Does the online tool automatically record my attendance at MRS events?

At present you will need to record your attendance at MRS training courses, webinars, Speaker Evenings, Regional Events and conferences. This also applies for non-MRS provision, informal provision and provision where MRS may not necessarily be able to confirm attendance (for example some Regional Events).

Q29. How long will it take?

CPD really does not take much time over and beyond your daily routine. Once you begin to identify learning opportunities, record them and then reflect on how you have applied them, it should become an automatic part of your professional development planning. You access the online tool, which sets out a simple to use procedure of planning, recording and reflecting, which you can save and go back to at any time.

Q30. What happens if I don't complete 21 hours in a year?

If you are endeavouring to upgrade your membership, you must complete the necessary 21 hours per annum.

If severe illness, maternity leave, redundancy or other extenuating circumstance results in a break from CPD, inform the MRS CPD Advisory Service as soon as is possible. It may be possible to suspend your CPD and arrange for your completed hours to be accrued for up to 12 months.

For those members that are using the system for non-upgrade purposes, such as professional development planning, there is no problem if you do less than 21 hours a year, although MRS recommends this level of learning per year.

Q31. Do I have to pay?

No, CPD is an individual MRS membership and Company Partner employee free benefit.

Q32. How does MRS verify CPD hours claimed?

MRS will select for moderation CPD records from participants using the CPD programme as a pathway to upgrade their membership. A random sample of 10% of contributing members using the system for non-upgrade purposes will be selected each year for moderation, to ensure adherence to and compliance with the programme rules.

All cases of suspected malpractice are investigated thoroughly by MRS. An Appeals Procedure is also available, please refer to Sections 9 and 10.

Q33. Who will have access to my CPD data/record?

Authorised MRS Staff will have access to individuals CPD records, for administration and moderation purposes only. It is your responsibility to keep securely your username and password for the on-line CPD system. Please refer to the [MRS Privacy Policy](#)

Q34. What will I receive upon completion of my CPD?

You will be able to produce from the online system a record of any CPD that you have undertaken that has been recorded on the system. If you achieve the requirements to enable your membership to be upgraded to Certified Membership you will receive notification of your change of membership status directly from MRS and will be sent a Certified Membership Certificate, detailing when you achieved Certified Member status.

Q35. What happens with my CPD enrollment if I am no longer a member of MRS of a Company Partner employee?

CPD is an individual MRS Member and Company Partner employee benefit, if you therefore let your MRS membership lapse or move employment to a non MRS accredited Company Partner you will no longer be eligible to access the CPD portal and your account will be de-activated.

4. Allocated Hours for CPD

Activity	Definition	Evidence Required	Formal or Informal	Allocated Hours	*Max per CPD year
Knowledge Building Achieving a Qualification					
	All Qualifications awarded by The Market Research Society or other market or social research, marketing or business knowledge related qualifications awarded by Government recognised educational institutions.	A copy of your qualification certificate or a Statement of Achievement.	FORMAL: This involves activity which: has stated learning outcomes, activity designed to address these; some form of assessment or reflection; and addresses an identified learning need.	Up to 21 hrs <ul style="list-style-type: none"> • MRS Diploma – 21 hrs • MRS Adv Cert – 21 hrs • MRS Advanced Qualitative Practitioner Award – 21 hrs • MRS Certificate in Qual Research – 12 hrs • MRS Certificate – 10 hrs • MRS Certificate in Int Skills – 10 hrs <i>Other provision will be considered on a case-by-case basis</i>	21 hrs
Attendance at training courses and workshops	An interactive, participative course provided by MRS, an MRS Accredited Training Provider or by an external approved third party which sets clear objectives and learning outcomes.	Attendance certificate, delegate list, conference badge or some other written/email confirmation of attendance from event provider where possible. Agenda which clearly shows what was covered during the session(s) and learning objectives (if applicable). Any reflections on the outcome of the conference/seminar/webinar.	FORMAL: This involves activity which: has stated learning outcomes, activity designed to address these addresses an identified learning need.	1 day - 6 hrs 2 day - 12 hrs 3 day - 18 hrs 3 days+ - 18hrs MRS Online Research Skills - 8 hrs MRS Online Business Skills - 3 hrs MRS Webinar - 1 hr <i>Other on-line provision will be considered on a case-by-case basis</i>	18 hrs

Activity	Definition	Evidence Required	Formal or Informal	Allocated Hours	*Max per CPD year
Attendance at conferences and seminars	MRS or other related industry or business conferences and seminars, an informative presentation, or series of presentations, on topics provided by subject experts.	Attendance certificate, delegate list, badge or some other written/email confirmation of attendance from event provider where possible. Agenda or programme which clearly shows what was covered during the session(s) and learning objectives (if applicable). Any reflections on the outcome of the conference or seminar.	FORMAL: This involves activity which: has stated learning outcomes, activity designed to address these; some form of assessment or reflection; and addresses an identified learning need.	1/2 Day - 3 hrs 1 day - 6 hrs 2 day - 12 hrs 3 day - 18 hrs	18 hrs
Attendance at a members' evening or networking event	MRS, industry or business evening event. Consisting of an informative presentation, workshop or debate.	Delegate list, email confirmation and any reflection on the learning outcomes of the event.	FORMAL: If you have attended the event with a specific purpose in mind e.g. to meet a specified learning and development need. INFORMAL: If the purpose is to keep up-to-date with what is happening in the sector at a general level.	Per event - 1 hr	10 hrs
In-company development	Project work or company specific projects.	Written confirmation from your employer that the project took place. Any reflections on the outcome of the in-company development.	PROJECT WORK INFORMAL: This involves activity which does not have stated learning objectives and supporting activity and assessments designed to reinforce these.	Working on all or part of a project – minimum 1 hr – maximum 7 hrs	7 hrs
Reading	Sector related publications, fact files, bulletins/regular updates, manuals, professional briefs, journals, trade press, podcasts, and relevant discussions via social media.	This category does not require evidence unless you wish claim it as Formal CPD activity. In which case, please provide details of the learning outcomes or research reasons for undertaking this reading or use of other media.	FORMAL: If your reading has been done with a specific purpose in mind e.g. to meet a specified learning and development need	FORMAL 1 hr INFORMAL 30 minutes	5 hrs

Activity	Definition	Evidence Required	Formal or Informal	Allocated Hours	*Max per CPD year
Imparting Knowledge Authorship of books, papers, journals or articles					
	Writing articles, reports, books, instruction manuals, guidance and supporting documentation, which are published for use of others.	Copies of the items you've written and details of the publications they appeared in or who they were distributed to.	FORMAL: This involves activity which has stated learning outcomes, activity designed to address these; and some form of assessment or reflection.	Writing web articles of significant length (e.g. blogs could count but not twitter) per item - 2 hrs writing papers or journals - 14 hrs Writing book - 21 hrs	21 hrs
Training of others	Speaker/Convenor/chair at a sector training course or other learning event	Copies of the course outline, learning objectives or learning outcomes, marketing literature for the event showing you as a speaker. Any reflection on the outcomes of your training work in relation to your own learning and development needs.	FORMAL: The preparation for the training would be formal. For example updating your knowledge on the subjects you are delivering training in; attending course on developing training skills.	2 hrs	6 hrs
Mentoring	Providing instruction, guidance and support	Written confirmation from an employer (if applicable) or the mentee. Any reflections on the outcomes of your mentoring work in relation to your learning and development needs.	INFORMAL: Unless the mentor can identify specific learning they have had to undertake in their role.	Up to 7 hrs	7 hrs
Awards	Submission of a shortlisted MRS or Industry Award	Copy of the Awards Entry and accompanying statement of individual contribution to the award.	INFORMAL	2 hrs	4 hrs

Activity	Definition	Evidence Required	Formal or Informal	Allocated Hours	*Max per CPD year
Contribution to the industry MRS Regional Networks, Interest Groups, MRS Committee/Steering Groups, Sector networks					
	Participation in meetings, boards or committees. Excludes attendance at social events.	Written confirmation of your participation by the organisers (if not MRS), copies of meeting minutes	INFORMAL	1hr per meeting	4 hrs

*Max per CPD year for upgrade purposes

5. Certified Membership Routes to Entry - MRS CPD Requirements

	Existing Routes				New Routes via CPD					
	Route 1	Route 2	Route 3	Route 4	Route 5	Route 6	Route 7	Route 8	Route 9	Route 10
Qualification	MRS Diploma	Fast Track	MRS Accredited Masters	PhD or solo authored peer reviewed academic article e.g. IJMR	MRS Advanced Certificate	Under or Post Graduate Degree	MRS Advanced Qualitative Practitioner Award	MRS Certificate Qualifications: <ul style="list-style-type: none"> • MRS Cert in Qual Res • MRS Cert • MRS Cert in Int Skills 	MRS Accredited Training Programme – Non Graduate	Relevant Professional Qual e.g. CIM, HND/HNC in relevant topic, Graduate M'Ship of British Psychological Society
No of years Experience in a research related role	3 yrs +	7 yrs + at a senior level	3 yrs +	3 yrs +	3 yrs +	3 yrs +	3 yrs +	4 yrs +	3 yrs +	3 yrs +
No of Yrs consecutive CPD in addition to achieving Qualification	n/a	n/a	n/a	n/a	1 yr	3 yrs - U/Graduate 2 yrs - P/Graduate	1 yr	4 yrs	3 yrs	3 yrs
Peer Review	n/a	yes	n/a	n/a	n/a	n/a	n/a	n/a	n/a	n/a

Members wishing to use CPD to contribute towards upgrading to Certified Membership will need to complete a minimum of 21 hours (14 formal hours & 7 informal hours) in a 12 month period. As an example, Members following Route 5 will need to have been awarded the MRS Advanced Certificate and then complete a further 1 year CPD, have gained 3 years + experience in a research related role, in order to achieve Certified Member status.

6. How to use the MRS CPD System

Logging in

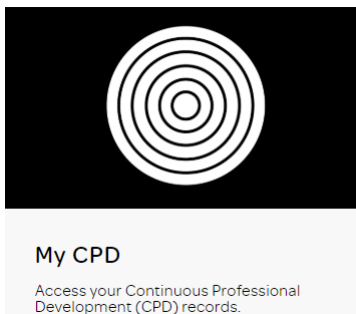
Once you have informed MRS that you wish to enrol for MRS CPD, within two working days you will receive an email from cpd@mrs.org.uk, confirming your request to register.

The CPD system is within [My Membership](#) on the MRS Website.

All members automatically have an account set up linked to their membership, the email address you provided is your username.

If you have already activated your MYMRS account please sign in to access your CPD from [My Membership](#)

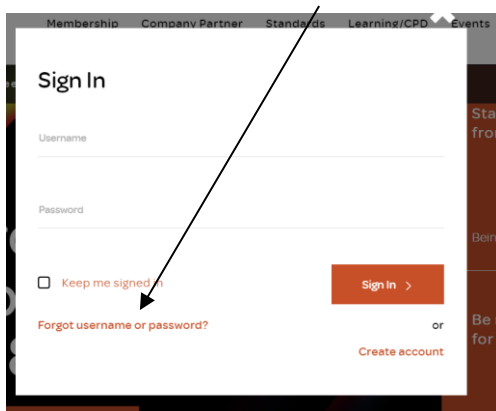
If you are a Company Partner employee who is not an individual member of MRS you will need to create a MYMRS account, instructions on how to do this can be found here, and signed up to Access or if under 30 signed up to &more. Then follow the instructions from here:



If you have not activated your MyMRS account please click on:



Then click "Forgot username and or password"



This will take you to this page, please click



Then please insert the email address that is linked to your MRS Membership

A screenshot of a web browser window displaying a 'Forgot my password' form. The form has a title bar that says 'Forgot my password' with standard window controls. The main heading is 'Password Request'. Below the heading, there is a text instruction: 'Enter the Username for your user account, then click Submit. We will email you a link to a page where you can easily create a new password.' There is a text input field labeled 'Username' with a red asterisk icon to its left. Below the input field are two buttons: 'Submit' (orange) and 'Cancel' (grey).

Your MyMRS account will now be active and you will be able to sign into [My Membership](#) to access your CPD account from the CPD Icon.

The Dashboard

Clicking on 'My CPD' will take you to the Dashboard.

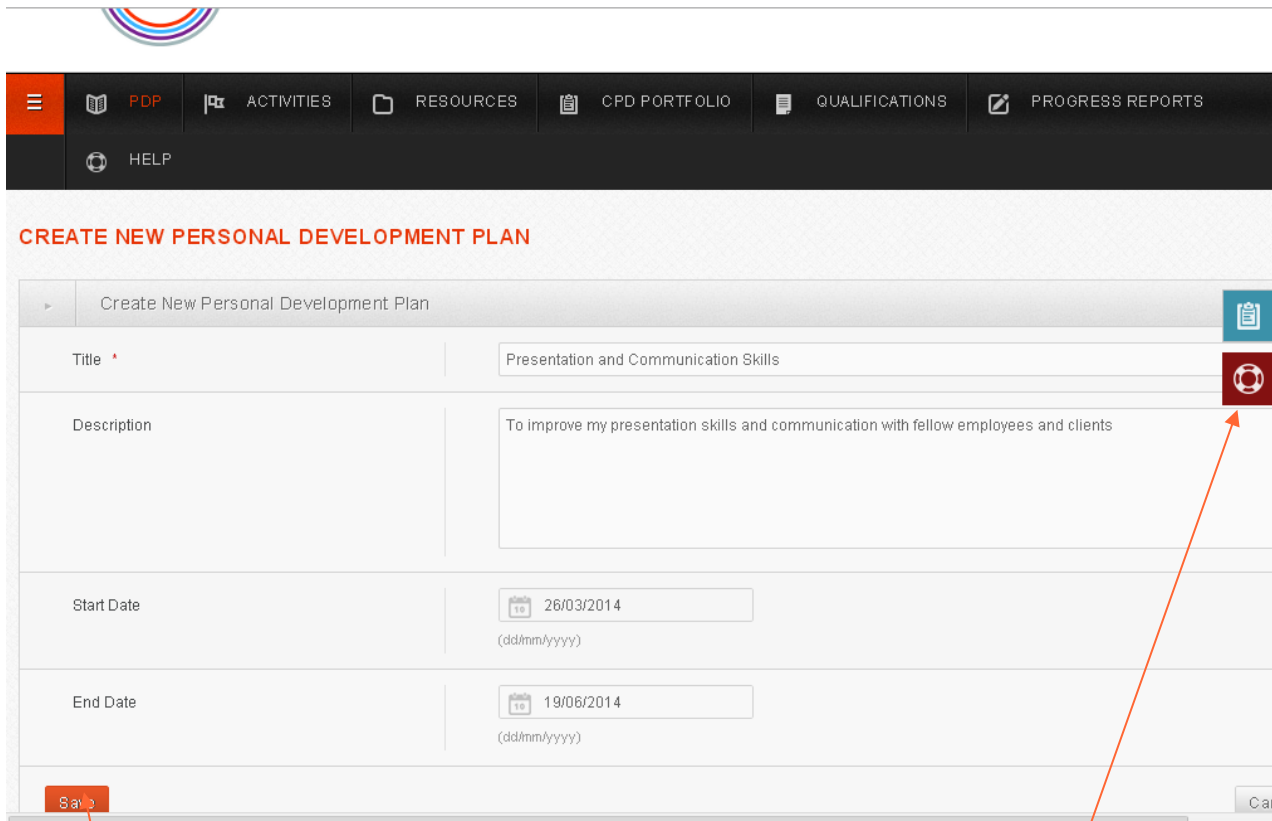
The screenshot shows the MRS CPD Dashboard for user Samantha Driscoll. The top navigation bar has a dark background with white text and icons for PDP, ACTIVITIES, RESOURCES, CPD PORTFOLIO, QUALIFICATIONS, and PROGRESS REPORTS. A red arrow points to the 'PDP' link. Below the navigation bar, there are four large orange arrows labeled PDP, ACTIVITIES, RESOURCES, and CPD PORTFOLIO. To the right of these arrows is a 'MY DETAILS' section with the user's name, Samantha Driscoll. Below this, there are several widgets: Alerts (showing test alerts and competitive advantage), Tasks (showing users who haven't received a welcome email and unassigned items), Shared Activities (showing a test shared activity on 26 MAR), Cycle Details (showing hours prescribed and completed for a cycle), and a Diary calendar for March 2014.

M	T	W	T	F	S
24	25	26	27	28	1
3	4	5	6	7	8
10	11	12	13	14	15
17	18	19	20	21	22
24	25	26	27	28	29
31	1	2	3	4	5

You now need to create your Personal Development Plan (PDP) - *please refer to page 8 of CPD Handbook*. Your PDP will identify your professional development needs against the MRS Benchmark Standards. Click on 'PDP' on the top navigation bar and select 'Create a New Professional Development Plan'.

Create your Personal Development Plan (PDP)

To create your new PDP, insert Title, Description and Start and End Dates.



CREATE NEW PERSONAL DEVELOPMENT PLAN

Create New Personal Development Plan

Title ^{*} Presentation and Communication Skills

Description To improve my presentation skills and communication with fellow employees and clients

Start Date 26/03/2014 (dd/mm/yyyy)

End Date 19/06/2014 (dd/mm/yyyy)

Save Cancel

Then Click

This is the Help Panel – it appears on most screens throughout the system, Click for handy tips.

View your PDP

This screen allows you to view your PDP and add objectives. Objectives are what you need to complete in order to achieve your PDP.

The best way to organise your work into manageable chunks is to set short, medium and long-term objectives. Always remember, short, medium and long are all relative terms and will mean different things to different people, it all depends on you and your own circumstances.

It is also important to remember that these short, medium and long term objectives are fluid and must be reviewed on a regular basis to ensure that they are still relevant. Your plan will then remain an effective tool to support your personal development.

In setting your objectives ask yourself 3 key questions:

- Where am I now?
- Where do I want to be?
- How can I get there?

VIEW PERSONAL DEVELOPMENT PLAN

View
Edit
Associations
Delete

Title: Presentation and ... **Date Range:** 26/03/2014 - 19/06/2014 **Date Created:** 25/03/2014 14:35
Status: Open

Trainee Name	Samantha Driscoll
Title	Presentation and Communication Skills
Description	To improve my presentation skills and communication with fellow employees and clients
Status	Open
Date Range	26/03/2014 - 19/06/2014
Date Created	25/03/2014 14:35

► PDP Objectives


This personal development plan does not yet contain any PDP objectives.

[Add New PDP Objective](#)

Click here to add an objective(s) to your PDP.

Adding a new PDP Objective

To create an objective, insert Title, Target Review and Completion Dates, Objective, Action, Resources Required and Measurement.

 HELP

ADD NEW PDP OBJECTIVE

Title: Presentation and ...
Status: Open

Date Range: 26/03/2014 - 19/06/2014

Date Created: 25/03/2014 14:35

[Return to Personal Development Plan](#)

Title *

Improving my presenting skills and confidence to deliver better presentations

Target Review Date

10

07/04/2014

(dd/mm/yyyy)

Target Completion Date

10

14/04/2014

(dd/mm/yyyy)

Objective *

Increase my skills and confidence in delivering client presentations

Action *

Attend a training course

Resources Required

Training Course on Presentation Skills and Confidence Boosting

Measurement

After attending I will be far more confident and professional when presenting.

Save PDP Objective

Cancel

[Need help?](#)

Click - You have now associated an objective with your PDP. You can create as many objectives as you require in order to achieve your PDP.

Linking Your PDP to the MRS Benchmark Standards and/or Professional Development Framework.



You now need to link your PDP to the standards and/or framework, this is done via Associations

VIEW PERSONAL DEVELOPMENT PLAN

View
Edit
Associations
Delete

Title: Presentation and ... **Date Range:** 26/03/2014 - 19/06/2014 **Date Created:** 25/03/2014 14:35

Status: Open

Trainee Name	Samantha Driscoll	
Title	Presentation and Communication Skills	
Description	To improve my presentation skills and communication with fellow employees and clients	
Status	Open	
Date Range	26/03/2014 - 19/06/2014	
Date Created	25/03/2014 14:35	

PDP Objectives

Title	Target Completion Date	Status	Action(s)
Improving my presenting skills and confidence to deliver better presentations	14/04/2014	Not Completed	EDIT MARK AS COMPLETE DEL

Associate PDP to Benchmark Standards

Select the standard(s) that relate to your PDP

View	Title: Presentation and ... Date Range: 26/03/2014 - 19/06/2014 Date Created: 25/03/2014 14:35 Status: Open		
Edit			
Associations			
Delete	Associate Personal Development Plan with Membership Benchmark Standards		
All associations			
<input type="checkbox"/> Standard 1: Ethical & Legal Considerations Governing the conduct of MRS Members <input type="checkbox"/> Standard 2: Research within its broad political/economic/social/technological context <input type="checkbox"/> Standard 3: The role of research in decision making within an organisation <input type="checkbox"/> Standard 4: Client & supply relationships <input type="checkbox"/> Standard 5: Project management (inc. planning & use of resources) <input checked="" type="checkbox"/> Standard 6: Oral&/ written communication skills <input type="checkbox"/> Standard 7: Awareness & evaluation of research methodologies <input type="checkbox"/> Standard 8: Conducting all or part of a research project <input type="checkbox"/> Standard 9: A nominated specialist area in research <input type="checkbox"/> Standard 10: Quality assurance in research <input checked="" type="checkbox"/> Standard 11: Commitment to your own personal & professional development <input type="checkbox"/> Standard 12: Commitment to the development of others/and or the profession			
Save and link to Professional Development Framework			

Click

Option to Associate PDP to Professional Development Framework

You can also select the Professional Development Framework learning outcome(s) that relate to your PDP.

Edit

Associations

Delete

Status: Open

Associate Personal Development Plan with Professional Development Framework

All associations

☐ **Collapse All** ☐ **Expand All**

- ☐ ☐ Plan, design and manage research projects
- ☐ ☐ Manage and lead research/insight operations
- ☐ ☐ Use and develop marketing and customer data/research
- ☐ ☐ Lead cutting-edge thinking and innovative techniques
- ☐ ☐ Provide strategic marketing intelligence & customer insight
- ☐ ☐ Understand and apply best practice to provide ethical and quality based research decisions
- ☐ ☐ Work with other business functions and third parties
- ☐ ☐ Client Relationship Management
- ☐ ☐ Stakeholder Management
- ☐ ☐ Personal Effectiveness
- ☐ ☐ Business & Finance
- ☐ ☐ Communication Skills
- ☐ ☐ Leadership & Managing People
- ☐ ☐ Influencing & Negotiating

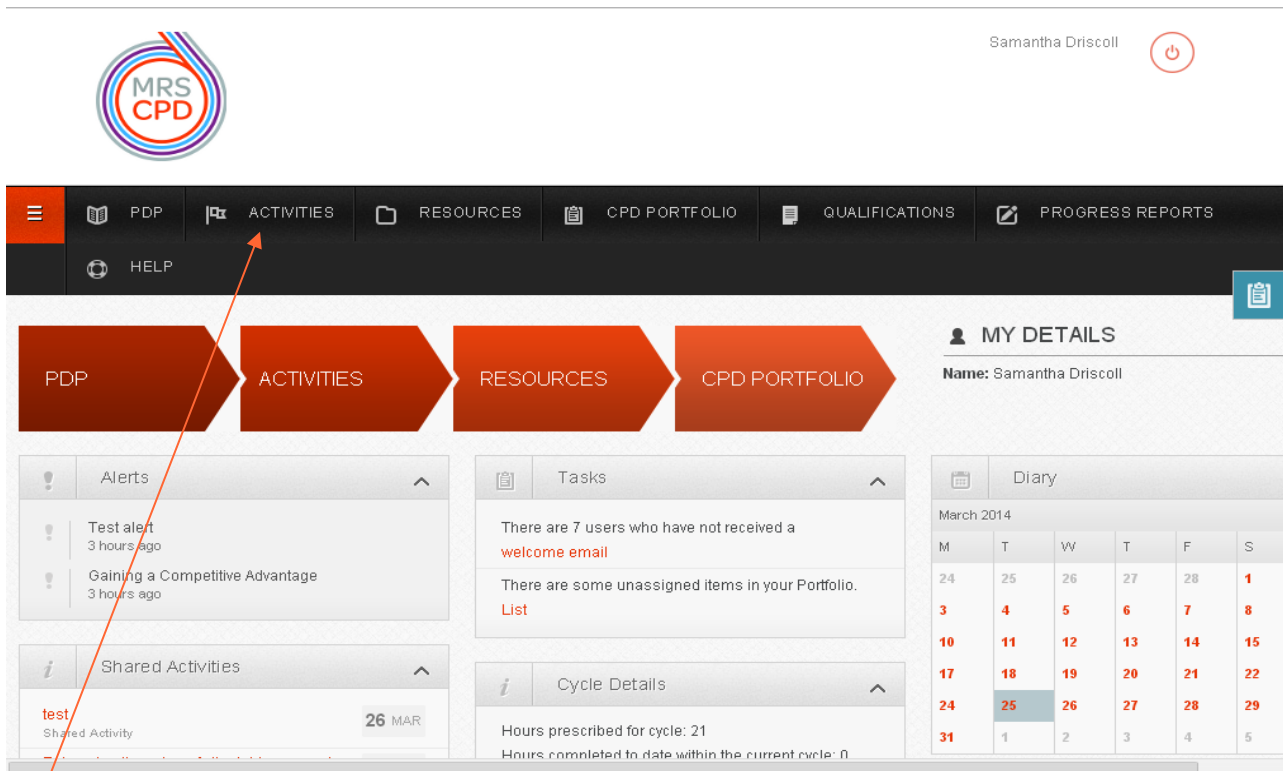
Save and view Personal Development Plan

Skip associations to Professional Development Framework

Click or skip and Click

Achieving your PDP objectives

The next step is to add activities that can help you achieve your PDP objectives.



Samantha Driscoll

[PDP](#)
[ACTIVITIES](#)
[RESOURCES](#)
[CPD PORTFOLIO](#)
[QUALIFICATIONS](#)
[PROGRESS REPORTS](#)

[HELP](#)

[PDP](#)
[ACTIVITIES](#)
[RESOURCES](#)
[CPD PORTFOLIO](#)

MY DETAILS
 Name: Samantha Driscoll

Alerts
 Test alert 3 hours ago
 Gaining a Competitive Advantage 3 hours ago

Tasks
 There are 7 users who have not received a welcome email
 There are some unassigned items in your Portfolio. List

Cycle Details
 Hours prescribed for cycle: 21
 Hours completed to date within the current cycle: 0

Diary
 March 2014

M	T	W	T	F	S
24	25	26	27	28	1
3	4	5	6	7	8
10	11	12	13	14	15
17	18	19	20	21	22
24	25	26	27	28	29
31	1	2	3	4	5

Click on 'Activities' on the top navigation bar and select 'Add your activity'.

How to add an Activity

You have the option to either add your own activity, or select from Available Shared Activities.

Please follow the guidance below if you are adding your **own** activity i.e. in-company training, reading or non-accredited courses:

ADD ACTIVITY

Activity

Title * Impact Magazine - Reading

Start Date * 18/09/2014 10 : (dd/mm/yyyy hh:mm)

End Date * 18/09/2014 12 : (dd/mm/yyyy hh:mm)

Activity Type * Reading or Watching

Details Issue 6 July 2014 - Report - Will smarter use of metrics bring pay-for-performance to MR?

Recurrence ☐

Link to this Activity

Supporting Resources Select existing Resource: or Create New Resource Impact Magazine x

PDP Objectives

Add Your Learning Reflection ☐

Save and link to Membership Benchmark Standards Save Details Cancel

Need help?
Contact your system administrator or call +44 (0)20 7566 1820

e-Portfolio/CPD Software & Design
Copyright © 2007-2014 Premier IT. All rights reserved. Acceptable Use Policy

Then link this activity to your PDP objective(s), then Click to save and link to Benchmark standards.

Please follow the guidance below if you are adding a **past** event:

From the CPD home page, go to **Activities**

The screenshot shows the CPD home page with the 'Activities' tab selected. The dashboard includes sections for Alerts, Tasks, Diary, Shared Activities, and Subscribed Shared Activities. The 'Activities' tab is highlighted in the top navigation bar.

Click on **Past Unsubscribed Activities**

The screenshot shows the 'Past Unsubscribed Activities' page. The page displays a list of activities with columns for Title, Start Date, End Date, Activity Types, and Action(s). A red arrow points to the 'View past unsubscribed shared activities' link in the top right corner.

Title	Start Date	End Date	Activity Types	Action(s)
TV futures: The prospects for live TV viewed through the lens of Behavioural Economics	17/09/2014 18:00	17/09/2014 20:00	Network Events(Formal)	VIEW
Crafting & Designing Presentations	17/09/2014	17/09/2014	Training Course or Workshop	VIEW
for the 'professionalisation of qual research'	16/09/2014 17:00	16/09/2014 18:00	Conference or Seminar	VIEW

Click on the event you have attended (TV Futures). Click **Subscribe** which is in the top right hand corner.

The screenshot shows the 'TV Futures' event details page. The page displays the event title, start and end dates, activity type, origin, and contact information. A red arrow points to the 'Subscribe' button in the top right corner.

Shared Activity Details	
Title	TV futures: The prospects for live TV viewed through the lens of Behavioural Economics
Start Date	Wednesday 17th September 2014 18:00
End Date	Wednesday 17th September 2014 20:00
Activity Type	Network Events(Formal)
Origin	
Organiser	MRS
Contact	Michelle Denslow michelle.denslow@mrs.org.uk
Details	Given the increased number of devices in households with children, the audience has a greater choice of ways to view content than ever before. The BBC wanted to understand to what extent technology has changed viewing behaviour, what it's true impact on the current media landscape is and to ascertain whether live TV has become a thing of the past. What does the future hold for traditional linear content?
More details	https://www.mrs.org.uk/event/membership-futures-the-prospects-for-live-tv-viewed-through-the-lens-of-behavioural-economics/course/20755d7475

Next go back to the **Activities** and click on **Activities Awaiting Learning Reflection** where you should find the event you have just subscribed to.

ACTIVITIES AWAITING LEARNING REFLECTION

Filters

FILTER BY TYPE: --All--

FILTER BY DATES: From: (dd/mm/yyyy) To: (dd/mm/yyyy)

Filter **Clear**

Title	Start Date	End Date	Activity Types	Action(s)
TV futures: The prospects for live TV viewed through the lens of Behavioural Economics	17/09/2014 18:00	17/09/2014 20:00	Network Events(Formal)	VIEW
To BE or not to BE: A 'binary' question?	24/07/2014	24/07/2014	Conference or Seminar	VIEW
In-house Presentation skills training	30/04/2014 09:00	30/04/2014 16:30	Training Course or Workshop	VIEW DELETE DUPLICATE

Total Records: 3

Need help?
Contact your system administrator or call

e-Portfolio/CPD Software & Design

Click on **View** on the event you wish to reflect on (TV Futures).

You next need to click on **Edit** on the left hand side of the page.

SUBSCRIBED
You are subscribed to this Shared Activity. [Unsubscribe](#)

VIEW SUBSCRIBED SHARED ACTIVITY

View **Edit**

Title: TV futures: The prospects for live TV viewed through the lens of Behavioural Economics

Start Date: 17/09/2014 18:00

End Date: 17/09/2014 20:00

Activity Type: Network Events(Formal)

Reviewed: No

Subscribed On: 18/09/2014 10:27

Associations

- Membership Benchmark Standards : Research within its broad political/economic/social/technological context
- Membership Benchmark Standards : Awareness & evaluation of research methodologies
- Membership Benchmark Standards : A nominated specialist area in research
- Membership Benchmark Standards : Commitment to your own personal & professional development
- Professional Development Framework : Lead cutting-edge thinking and innovative techniques

https://cpd.mrs.org.uk/eportfolio/eportfolio/entry/edit?entry_id=323

Scroll down the page till you get to the tick box **Add Learning Reflection**. Tick box and reflect and add any resources which are applicable (i.e. training certificate, scanned slides). Finally, click **Save** at the bottom of the page.

The screenshot shows a form for adding a learning reflection. The 'Add Your Learning Reflection' checkbox is checked. Below it is a text area for 'Learning Reflection' and a 'Hours' field set to 1.0 (specified by the CPD administrator). A red arrow points to the checkbox.

Your CPD hours should appear on your home page under **Cycle Details**.

The screenshot shows the MRS CPD home page. The 'Cycle Details' section is highlighted with a red arrow. It shows the hours prescribed for the cycle (21), hours completed (19), and hours still required (2). The page also includes sections for Alerts, Tasks, Diary, Shared Activities, and Subscribed Shared Activities.

M	T	W	T	F	S	S
1	2	3	4	5	6	7
8	9	10	11	12	13	14
15	16	17	18	19	20	21
22	23	24	25	26	27	28
29	30	1	2	3	4	5

Cycle Details

Hours prescribed for cycle: 21
 Hours completed to date within the current cycle: 19
 Hours still required for the current cycle: 2

Formal (Prescribed hours 14.0)
 100%

Informal (Prescribed hours 7.0)
 0%

Please follow the guidance below if you are adding a **future** event:

From the CPD home page, go to **Activities**

The screenshot shows the CPD home page with the 'ACTIVITIES' tab selected. The navigation bar includes links for PDP, ACTIVITIES, RESOURCES, CPD PORTFOLIO, QUALIFICATIONS, and PROGRESS REPORTS. The 'MY DETAILS' section shows the user's name as Michelle Denslow. The main content area is divided into several sections: Alerts (NEW CPD EVENT, New Webinar), Tasks (10 users who have not received a welcome email, Personal Activity In-house Presentation skills training, Personal Activity To BE or not to BE, There are some unassigned items in your Portfolio), Shared Activities (Enhancing the Value of Clientside Research, Best Practice Awards Showcase, Effective Advertising Evaluation), and a Diary for September 2014. The URL at the bottom is https://cpd.mrs.org.uk/portfolio/activities/add_personal.

Click on **Available Shared Resources**

The screenshot shows the CPD home page with the 'AVAILABLE SHARED RESOURCES' dropdown menu open. The menu options are: ADD YOUR ACTIVITY, LIST PERSONAL & SUBSCRIBED ACTIVITIES, ACTIVITIES AWAITING LEARNING REFLECTION, AVAILABLE SHARED RESOURCES (highlighted), and PAST UNSUBSCRIBED SHARED ACTIVITIES. The 'AVAILABLE SHARED RESOURCES' option has a link that says 'View and subscribe to available Shared Activities'. The main content area shows the same navigation bar and 'MY DETAILS' section for Samantha Driscoll. The main content area is divided into Alerts, Tasks, Shared Activities, and a Diary for September 2014. The URL at the bottom is https://cpd.mrs.org.uk/portfolio/activities/add_personal.

Select your chosen event from the list, Click **View**

AVAILABLE SHARED ACTIVITIES

Filters

FILTER BY DATES:

From: (dd/mm/yyyy) To: (dd/mm/yyyy)

Filter **Clear**

Available Shared Activities

Total Records: 84

Title	Start Date	End Date	Activity Types	Origin	Action(s)
Advanced Qualitative Practice	20/05/2014	27/11/2014	Training Course or Workshop		VIEW
APG Training Network	17/09/2014	05/11/2014	Training Course or Workshop		VIEW
Treating Market Research Respondents as people	22/09/2014 18:00	22/09/2014 20:00	Network Events(Formal)		VIEW
Advanced Questionnaire Design	23/09/2014	23/09/2014	Training Course or Workshop		VIEW
Enhancing the Value of Clientside Research	24/09/2014	24/09/2014	Training Course or Workshop		VIEW
Best Practice Awards Showcase	24/09/2014 18:00	24/09/2014 18:00	Network Events(Formal)		VIEW
Effective Advertising Evaluation	25/09/2014	25/09/2014	Training Course or Workshop		VIEW
Advances in Qualitative Research	25/09/2014 09:00	25/09/2014 15:00	Conference or Seminar		VIEW
The Empowered Citizen	25/09/2014 09:00	25/09/2014 09:00	Conference or Seminar		VIEW
Introduction to Moderating	26/09/2014	26/09/2014	Training Course or Workshop		VIEW
Consumer Psychology	26/09/2014	26/09/2014	Training Course or Workshop		VIEW
How to Generate Ideas	29/09/2014	29/09/2014	Training Course or Workshop		VIEW

Click **Subscribe**

AVAILABLE

This shared activity is available to add to your diary.

Subscribe

SHARED ACTIVITY

Shared Activity Details

Title	Treating Market Research Respondents as people
Start Date	Monday 22nd September 2014 18:00
End Date	Monday 22nd September 2014 20:00
Activity Type	Network Events(Formal)
Origin	
Organiser	MRS
Contact	Hannah Crispin membership@mrs.org.uk
Details	Prepare for an interactive session where our speakers from incling will bust some myths, show you what it's actually like to take part in research (you'll be surprised what you don't think about day to day) and share their key tips for generating better insight through better engagement

Please note: By adding a Shared Activity to your objectives you are not booking for that event, course or resource. You will need to complete a separate booking process with MRS.

Return to the '**Home**' Screen. You will see the event is now showing as a **Subscribed Shared Activity**

The screenshot shows the MRS CPD Home screen. The top navigation bar includes links for PDP, ACTIVITIES, RESOURCES, CPD PORTFOLIO, QUALIFICATIONS, and PROGRESS REPORTS. The 'ACTIVITIES' tab is selected. Below the navigation bar, there are four main sections: Alerts, Tasks, Diary, and Subscribed Shared Activities. The 'Subscribed Shared Activities' section is highlighted with a red arrow. It lists three activities: 'Advanced Qualitative Practice' (20 MAY), 'Treating Market Research Respondents as people' (22 SEP), and 'Introduction to Moderating' (26 SEP).

Once you have attended the event, go to **Activities**, click on **Activities Awaiting Learning Reflection**

The screenshot shows the MRS CPD Home screen with the 'Activities Awaiting Learning Reflection' section highlighted. This section lists activities that are pending reflection, including 'Personal Activity Presentation Skills Awaiting Learning Reflection', 'Personal Activity APG: Holding your own with senior clients: Understanding business and finance Awaiting Learning Reflection', 'Personal Activity Influence & Impact Awaiting Learning Reflection', 'Personal Activity Effective Depth Interviewing Awaiting Learning Reflection', and 'Personal Activity The Implicit Impact of Product Placement Awaiting Learning Reflection'. The 'Cycle Details' box at the bottom is highlighted with a red arrow, showing 'Hours prescribed for cycle: 21' and 'Hours completed to date within the current cycle: 6'.

You will see a list of your activities awaiting learning reflection. Click on the activity you wish to reflect on and update with your learning reflection. Your CPD hours for this activity will appear in the **Cycle Details** box on the home page.

Progress Reports

To view your CPD Progress, Click

Navigation Bar: PDP, ACTIVITIES, RESOURCES, CPD PORTFOLIO, QUALIFICATIONS, PROGRESS REPORTS, HELP

MY DETAILS
Name: Samantha Driscoll

Alerts

- Test alert
3 hours ago
- Gaining a Competitive Advantage
3 hours ago

Tasks

- There are 7 users who have not received a [welcome email](#)
- There are some unassigned items in your Portfolio.
[List](#)

Shared Activities

test
Shared Activity
26 MAR

Cycle Details

Hours prescribed for cycle: 21
Hours completed to date within the current cycle: 0

Diary

March 2014

M	T	W	T	F	S
24	25	26	27	28	1
3	4	5	6	7	8
10	11	12	13	14	15
17	18	19	20	21	22
24	25	26	27	28	29
31	1	2	3	4	5

7. Moderation

MRS will select for moderation CPD records from all participants using the CPD programme as a pathway to upgrade their membership. A random sample of 10% of contributing participants using the system for non-upgrade purposes will be selected each year for moderation, to ensure adherence to and compliance with the programme rules.

Participants can be selected for audit up to three months after completing their CPD.

Certificates of achievement are issued to participants who complete their CPD, assuming they have all met the requirements, but please note, participants may still be selected for audit.

8. Enquiries

Participants wishing to submit feedback on the CPD programme can do so by emailing cpd@mrs.org.uk.

Members wishing to query a moderation decision have 10 working days to query the moderation decision.

All queries will be acknowledged within 3 working days and a full response sent by MRS within 10 working days.

Queries will be reviewed by MRS CPD Advisory Service. If, following the review of the feedback, any reasonable doubt arises as to the validity of the moderation decision, decisions relating to other members which may also be affected are reviewed, and if, necessary amended.

If MRS finds that the moderation decision should be upheld, this will be communicated to the member along with the rationale for upholding the decision.

9. Malpractice

Identifying Malpractice

Malpractice is any irregular conduct, on the part of a participant undertaking CPD, which aims to enhance CPD recognition without having undertaken the necessary learning and development required to gain such recognition.

Examples of irregular conduct which constitutes malpractice includes:

- false claiming of hours
- plagiarism of another's work
- copying or collusion, or attempted copying or collusion
- altering or forging any results documents or certificates

Dealing with malpractice

All cases of suspected malpractice are investigated thoroughly by MRS CPD Advisory Service.

Stage 1

Where a case of suspected malpractice has been identified the evidence is reviewed in the first instance by MRS CPD Advisory Service and the nominated moderator(s).

The MRS CPD Advisory Service and the nominated moderator review all available evidence related to the case. If they decide that there is no case to answer, they recommend that the participants CPD is confirmed.

If it is decided that the matter needs to be investigated further, the participants CPD record is withheld until a full investigation can take place.

Stage 2

If further investigation is required, the MRS CPD Advisory Service contacts the participant to inform them of the decision. The participant is then required to provide MRS CPD Advisory Service with or a written statement and any further information which they have relating to the case. The MRS CPD Advisory Service and the nominated moderator review all of the information related to the case, including the MRS member's statement and any additional information provided. This review has three possible outcomes:

- The MRS CPD Advisory Service and the nominated moderator may recommend that the participant original CPD record is released unchanged.
- They may recommend that the CPD record is withheld permanently, with a stipulated period of time before the participant can re-register for MRS CPD.
- They may recommend that the CPD record is withheld permanently, and no further future CPD registration permitted.

In addition the participant may be subject to disciplinary if the malpractice were to breach the MRS Code of Conduct.

Completing investigations into malpractice

The malpractice procedure outlined in this section is designed to ensure that decisions relating to CPD records are fair, consistent and based on full consideration of all of the available information. MRS CPD Advisory Service aims to complete the investigation of cases of suspected malpractice within 8 weeks.

If participants wish to appeal against a malpractice decision which has involved them, they may do so using the published Appeals procedure.

10. Appeal Procedure

The Appeal process exists to enable participants in CPD to appeal against a moderation outcome to their CPD Record. The Appeal Procedure is rarely required and focuses on whether, in making the decision, the moderator acted appropriately, in relation to:

- Using procedures which were consistent with the twelve benchmark assessment criteria for Certified MRS Membership.
- Applying its procedures properly and fairly in arriving at judgements.

The Appeals procedure is not open to participants who feel that their performance may have been adversely affected by illness or other unforeseen circumstances which affected them at the time of their CPD submission.

Participants considering an appeal

In the first instance, participants should raise and discuss their concerns with the MRS CPD Advisory Service and every effort should be made to resolve those concerns at this point. This may be by clarifying with the moderator involved the basis for the decision made.

If the issues have not been resolved to satisfaction, they may submit a written appeal to the MRS Managing Director (debrah.harding@mrs.org.uk) who considers all CPD Appeals.

Submitting an appeal

MRS members who wish to lodge an appeal against the result of the moderation must do so in writing. Appeals must be made in writing (by letter, fax or email) addressed to the Managing Director (MD) within 20 days of the moderation results and must give a full explanation of the circumstances and grounds for the appeal.

An administrative fee of £100 + VAT is payable for appeals, which will be refunded if the moderation decision is overturned.

Appeal procedure

In the first instance, written evidence from moderator and participant, relating to an appeal, will be considered by the MD. The aim of this stage is to decide if the evidence provides an appropriate basis for an appeal.

A written response to appeals will be sent to the participant. If the MD determines there is an appropriate basis for an appeal, arrangements will be made for moderation with an alternative moderator, to take place within six weeks of any Appeal.

If after the second moderation the participant is successful, no further action will be taken and MRS members will be upgraded immediately to MRS Certified Member.

If, after the second moderation with a new moderator, the participant still fails to meet the criteria for the Twelve Benchmark Standards for Certified MRS Membership, the MD will inform the candidate via the CPD Advisory Service that the original decision will not be overturned.

The result of any complaint or appeal addressed under these procedures is regarded as final by MRS. Participants may not re-apply for a subsequent CPD until six months has elapsed.



MRS
The Old Trading House
15 Northburgh Street
London EC1V 0JR

Telephone: +44 (0)20 7566 1820
Fax: +44 (0)20 7490 0608
Email: cpd@mrs.org.uk
Website: www.mrs.org.uk

Company limited by guarantee. Registered in England No 518686. Registered office as above.